

## Entering TSA Secure Flight Information

---

The Transportation Security Administration (TSA) requires your customers provide their full name (as it appears on their government issued ID), date of birth, and gender when purchasing an airline ticket. It's easy to enter your customer's TSA Secure Flight Program information during checkout.

TSA Secure Flight at checkout is available with the following tour operators:

- Air Jamaica Vacations\*
- Alaska Airlines Vacations
- Beaches Vacations\*
- Brand g\*
- Funjet Vacations\*
- JetSet Vacations\*
- Pleasant Holidays\*
- MGM MIRAGE Vacations\*
- Sandals Vacations\*
- Southwest Airlines Vacations\*
- Spirit Vacations\*
- United Vacations\*
- Universal Parks and Resorts Vacations\*
- US Airways Vacations\*

\* Indicates tour operators that require this information to complete a booking. For more information about the TSA Secure Flight Program go to [www.tsa.gov](http://www.tsa.gov).

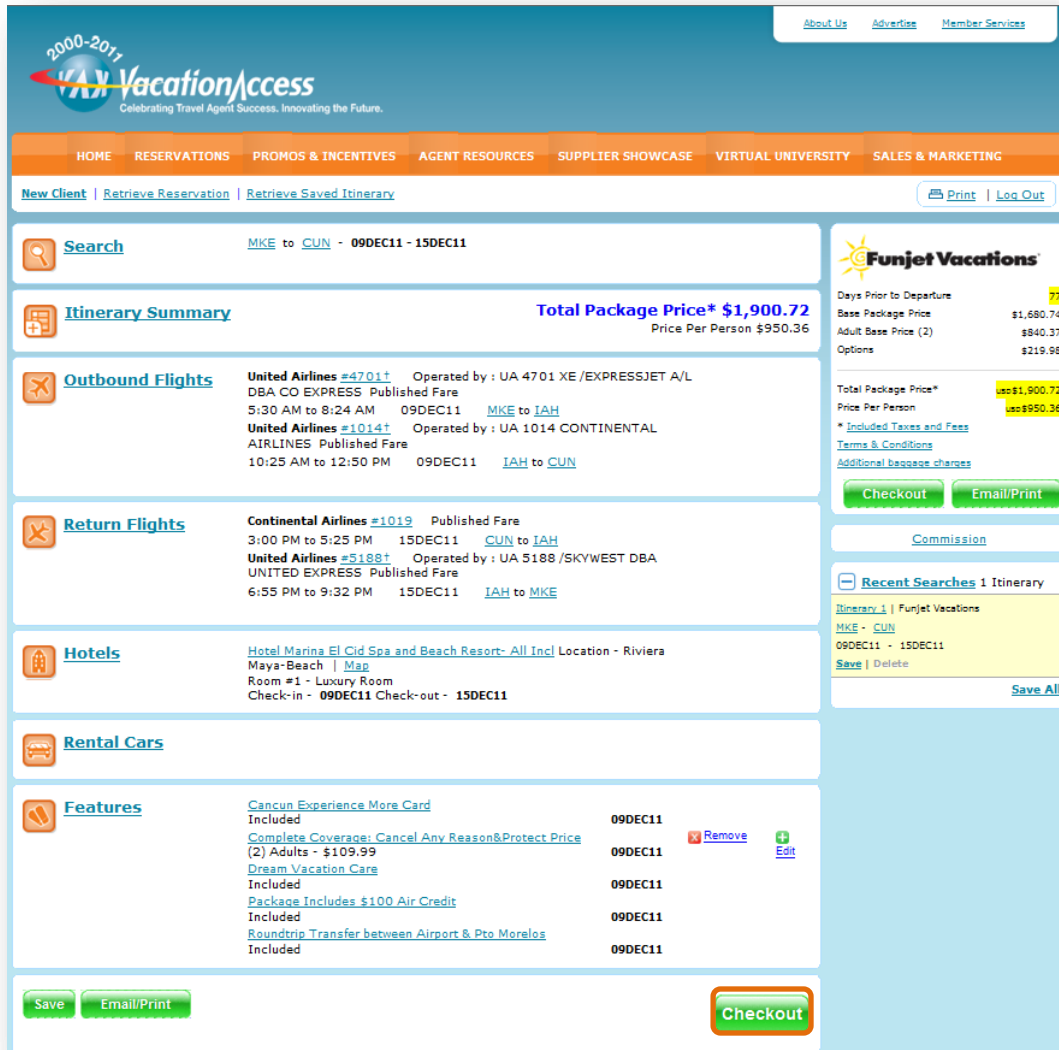
---

***Note: The spelling of the middle name or initial must exactly match the government issue ID used when traveling. Not entering this information at the time of booking could result in additional fees and delays at the airport.***

---

## Entering TSA Secure Flight information at checkout

1. After you've selected each of the vacation package components (air, hotel or features), click Checkout at the bottom of the page.



**Search** [MKE to CUN - 09DEC11 - 15DEC11](#)

**Itinerary Summary** **Total Package Price\* \$1,900.72**  
Price Per Person \$950.36

**Outbound Flights**

<b>United Airlines #4701+</b>	Operated by : UA 4701 XE /EXPRESSJET A/L DBA CO EXPRESS Published Fare
5:30 AM to 8:24 AM	09DEC11 <a href="#">MKE to IAH</a>
<b>United Airlines #1014+</b>	Operated by : UA 1014 CONTINENTAL AIRLINES Published Fare
10:25 AM to 12:50 PM	09DEC11 <a href="#">IAH to CUN</a>

**Return Flights**

<b>Continental Airlines #1019</b>	Published Fare
3:00 PM to 5:25 PM	15DEC11 <a href="#">CUN to IAH</a>
<b>United Airlines #5188+</b>	Operated by : UA 5188 /SKYWEST DBA UNITED EXPRESS Published Fare
6:55 PM to 9:32 PM	15DEC11 <a href="#">IAH to MKE</a>

**Hotels**

[Hotel Marina El Cid Spa and Beach Resort- All Incl](#) Location - Riviera Maya-Beach | [Map](#)  
Room #1 - Luxury Room  
Check-in - 09DEC11 Check-out - 15DEC11

**Rental Cars**


**Features**

<a href="#">Cancun Experience More Card</a>	Included	09DEC11	
<a href="#">Complete Coverage: Cancel Any Reason&amp;Protect Price (2) Adults - \$109.99</a>	Included	09DEC11	<a href="#">Remove</a> <a href="#">Edit</a>
<a href="#">Dream Vacation Care</a>	Included	09DEC11	
<a href="#">Package Includes \$100 Air Credit</a>	Included	09DEC11	
<a href="#">Roundtrip Transfer between Airport &amp; Pto Morelos</a>	Included	09DEC11	

[Save](#) [Email/Print](#) [Checkout](#)

2. Scroll down to enter Traveler Information for each traveler. The TSA Secure Flight Information Program requires the following information:
  - **Full name as it appears on the ID used for travel.** The middle name and middle initial should match
  - **Date of birth.** You must enter the birth date in DDMMYYYY format (example: )
  - **Gender**
  - Passport number and expiration date, passport issuing country, citizenship, redress number and known traveler number are optional

**Note: The collected information is used for the purpose of ensuring aviation safety and security. To view TSA Secure Flight Program Information, click on TSA Privacy Notice above Optional TSA items.**

 **Traveler Information**

\*Indicates Required Field

- **Traveler Information for Room 1 (2 Adults)**

**Traveler # 1 - Adult**  
**Required:** Spelling of names, including middle name or initial, must exactly match your government-issued ID.

\*First Name

M.I. / Name

\*Last Name

\*Date Of Birth  \*Gender

Example:  
01JAN1950  
[\(Why do I need to provide Gender and Date of Birth?\)](#)

\*Email  \*Primary Number (xxxxxxxxxx)

Mobile Number (xxxxxxxxxx)

Enter Frequent Flyer and Membership information

**TSA Secure Flight Program Information** [TSA Privacy Notice](#)

**Optional TSA items**

Passport Number  Expiry Date Example: 01JAN1950

Passport Issuing Country

Citizenship

Redress Number

Known Traveler Number


3. Repeat step two for each traveler on the reservation.
4. Complete checkout process including special service requests, seat preference, and payment information. Review the supplier policies and check the box to accept the supplier terms and conditions of booking and then click on **Complete Booking** at the bottom of the screen.

**YOUR VACATION CONTRACT**  
 Thank you for choosing a Funjet Vacations ("Operator") charter air, value air, scheduled air or hotel only vacation. To ensure that you understand the conditions of your particular vacation, please read the following policies and procedures completely. A signed Operator/Participant Contract is required for each charter air passenger with payment. All policies and procedures are subject to change at any time in Operator's sole discretion without notice.

**I. BOOKING/PAYMENTS**  
 For bookings made 48 days or more prior to departure, a per person deposit is due at time of booking. In the event the method of payment is other than credit card (i.e., agency check, certified check or money order), Operator will allow up to 72 hours for receipt of deposit to avoid automatic cancellation of the reservation. Some hotels may require an additional deposit at time of booking to confirm the reservation. Deposit for published air reservations and payment for any travel protection options is also due at time of booking. Some departures may require a nonrefundable or partially nonrefundable deposit. Deposit requirements vary based on the vacation inclusions with some vacations requiring a

**Required to complete booking**

I have read and explained to clients the Terms and Conditions

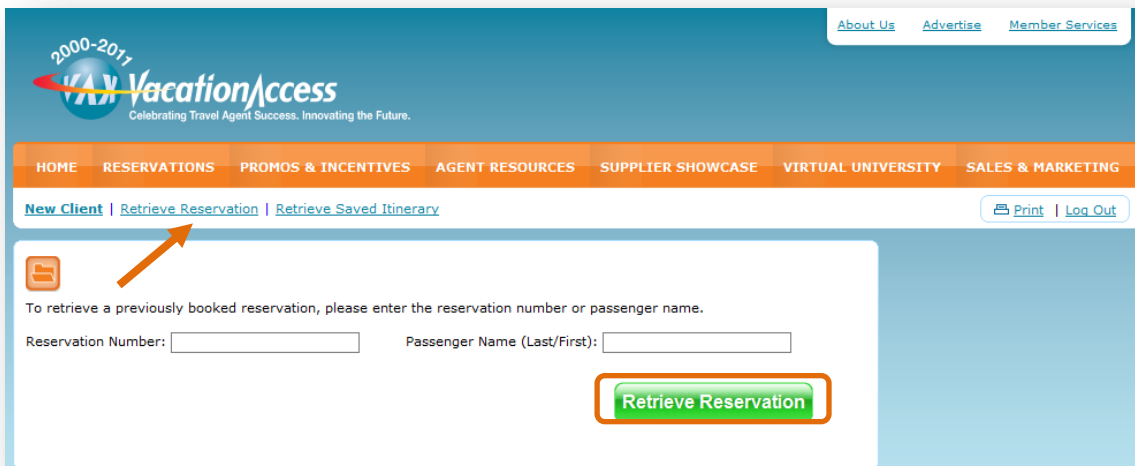


[Complete Booking](#)

## Entering and Modifying TSA Secure Flight Information after Completing a Reservation

Follow the steps below to enter TSA Secure Flight information after you complete a reservation.

1. Click **Retrieve Reservation** at the top of the screen.



2000-2011 VAX VacationAccess  
 Celebrating Travel Agent Success. Innovating the Future.

HOME RESERVATIONS PROMOS & INCENTIVES AGENT RESOURCES SUPPLIER SHOWCASE VIRTUAL UNIVERSITY SALES & MARKETING

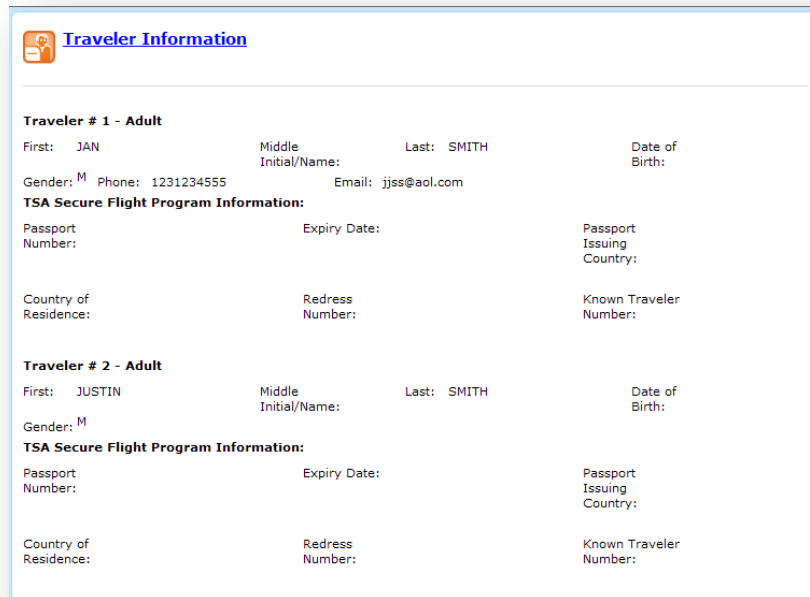
[New Client](#) | [Retrieve Reservation](#) | [Retrieve Saved Itinerary](#) [Print](#) | [Log Out](#)

To retrieve a previously booked reservation, please enter the reservation number or passenger name.

Reservation Number:  Passenger Name (Last/First):

[Retrieve Reservation](#)

2. Enter the reservation number or passenger name and click on Retrieve Reservation. The reservation will display with all passenger information entered previously.



**Traveler Information**

**Traveler # 1 - Adult**

First: JAN Middle Initial/Name: Last: SMITH Date of Birth:

Gender: M Phone: 1231234555 Email: jjss@aol.com

**TSA Secure Flight Program Information:**

Passport Number: Expiry Date: Passport Issuing Country:

Country of Residence: Redress Number: Known Traveler Number:

**Traveler # 2 - Adult**

First: JUSTIN Middle Initial/Name: Last: SMITH Date of Birth:

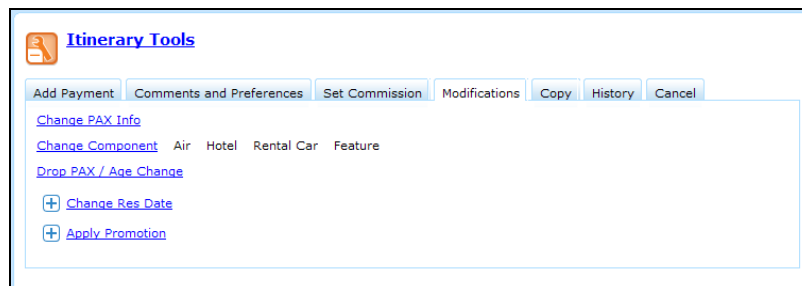
Gender: M

**TSA Secure Flight Program Information:**

Passport Number: Expiry Date: Passport Issuing Country:

Country of Residence: Redress Number: Known Traveler Number:

3. Scroll down to locate Itinerary Tools and select the Modifications tab. Click on Change PAX Info. The passenger information will display.



**Itinerary Tools**

Add Payment | Comments and Preferences | Set Commission | **Modifications** | Copy | History | Cancel

[Change PAX Info](#)

[Change Component](#) Air Hotel Rental Car Feature

[Drop PAX / Age Change](#)

+ [Change Res Date](#)

+ [Apply Promotion](#)

4. Update with the additional required and optional information.

The TSA Secure Flight Information Program requires the following information:

- **Full name as it appears on the ID used for travel.** The middle name and middle initial should match.
- **Date of birth.** You must enter the birth date in DDMMYY format (example: 15Jun1950)
- **Gender.**
- Passport number and expiration date, passport issuing country, citizenship, redress number and known traveler number are optional

**Note: The collected information is used for the purpose of ensuring aviation safety and security. To view TSA Secure Flight Program Information, click on TSA Privacy Notice above Optional TSA items.**

**Traveler # 1 - Adult**  
**Note:** Spelling of names must exactly match your government-issued ID

\*First Name   
M.I. / Name   
\*Last Name   
\*Date Of Birth (DDMMYYYY)  \*Gender   
[\(Why do I need to provide Gender and Date of Birth?\)](#)

\*Email  \*Phone (xxxxxxxxxx)   
 Enter Frequent Flyer and Membership information

**TSA Secure Flight Program Information** [TSA Privacy Notice](#)

**Optional TSA items**  
Passport Number  Expiry Date (DDMMYYYY)   
Passport Issuing Country  Citizenship   
Redress Number  Known Traveler Number

- Review your changes. Review the supplier policies and check the box to accept the supplier terms and conditions of booking and then click on **Complete Itinerary Change** at the bottom of the screen.


\*Indicates Required Field

Number of Payments

**Payment #1**  
Card Type   
\*Card Number (1111222233334444)  Expires    
\*Security Code  Amount \$

**Cardholder name and address**  
\*First Name  M.I. / Name  \*Last Name   
\*Address  Apt. number/suite   
\*City  State/Province  \*Postal Code   
Country

**Required to complete booking**  
 I have read and explained to clients the [Terms & Conditions](#).

 **Complete Itinerary Change**